

**dom 17-910**

Studio Meda, 2017

Bank, Sitz Formsperrholz, geschlossener Rücken,  
Hinterfüsse massiv gebogen, stapelbar  
B107, T55, H80, SH46

Studio Meda, 2017

Banque, assise en multiplis, dossier fermé, pieds arrière  
massifs incurvés, empilable  
L107, P55, H80, HAss46

Studio Meda, 2017

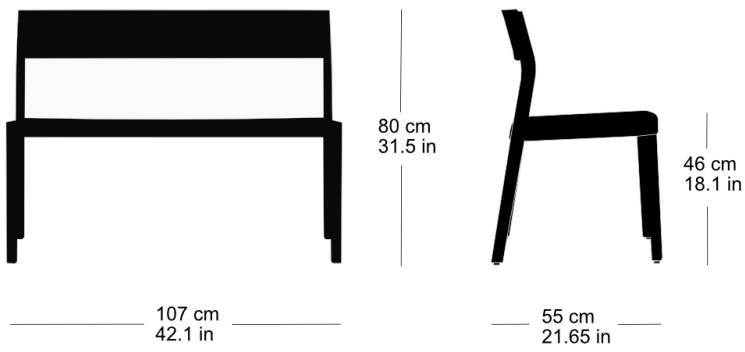
Bench, seat moulded plywood, closed back, rear feet  
solid bendwood, stackable  
W107, D55, H80, SH46

## Varianten / variantes / variants

Dom  
6-900Dom  
6-900vDom  
6-900aDom  
6-906Dom  
6-906vDom  
6-906aDom  
6-910Dom  
6-910vDom  
6-910aDom  
6-916Dom  
6-916vDom  
6-916aDom  
17-900Dom  
6-815Dom  
6-825Dom  
11-900Dom  
11-906Dom  
11-900rDom  
11-906r

**dom 17-910**

Technische Angaben / specifications / specifications  
Masse / mesure / measure



**dom 17-910**

## Holzarten / types de bois / types of wood

## Belag / revêtement / surface



Beech natural      BN 000 AM  
Buche natur      BN 000 AM  
Hêtre naturel    BN 000 AM



Beech black      BB 203 SG  
Buche schwarz    BB 203 SG  
Hêtre noir        BB 203 SG




Oak natural      EN 000 AM  
Eiche natur      EN 000 AM  
Chêne naturel    EN 000 AM




Beech anthracite    BB 200 SG  
Buche anthrazit    BB 200 SG  
Hêtre anthracite    BB 200 SG



Beech whitewashed    BG 172 SG  
Buche geweisst      BG 172 SG  
Hêtre teinté blanc    BG 172 SG



Beech ebony      BB 100 SG  
Buche Ebony      BB 100 SG  
Hêtre teinté ebony    BB 100 SG



Beech walnut      BB 151 SG  
Buche Nuss        BB 151 SG  
Hêtre teinté noyer    BB 151 SG