

miro stool 11-560

Hannes Wettstein, 2004
Sitz Formsperrholz, Holzgestell massiv
B34, T34, SH60



Hannes Wettstein, 2004
Assise en contreplaqué moulé, piètement en bois
massif
L34, P34, HAss60

Hannes Wettstein, 2004
Moulded plywood seat, solid wooden frame
W34, D34, SH60

Varianten / variantes / variants



Miro
11-580



Miro
6-400



Miro
6-400a



Miro
6-403



Miro
6-403a



Miro
11-300



Miro
11-400



Miro
11-403




Miro
11-303

Technische Angaben / specifications / specifications

Masse / mesure / measure



34 cm
13.4 in



60 cm
23.6 in



34 cm
13.4 in

Gewicht / ponds / weight

3.6 kg 7.2 lb

miro stool 11-560

Holzarten / types de bois / types of wood

Belag / revêtement / surface



Beech natural BN 000 AM
Buche natur BN 000 AM
Hêtre naturel BN 000 AM



Beech black BB 203 SG
Buche schwarz BB 203 SG
Hêtre noir BB 203 SG



Oak natural EN 000 AM
Eiche natur EN 000 AM
Chêne naturel EN 000 AM



Beech anthracite BB 200 SG
Buche anthrazit BB 200 SG
Hêtre anthracite BB 200 SG




Ash natural FN 000 AM
Esche natur FN 000 AM
Frêne naturel FN 000 AM



Oak smoked oak EB 535 AM
Eiche Räuchereiche EB 535 AM
Chêne chêne fumée EB 535 AM




Beech whitewashed BG 172 SG
Buche geweisst BG 172 SG
Hêtre teinté blanc BG 172 SG



Beech ebony BB 100 SG
Buche Ebony BB 100 SG
Hêtre teinté ebony BB 100 SG



Ash white-pigmented FW 001 OL
Esche weisspigmentiert FW 001 OL
Frêne pigmenté blanc FW 001 OL



Beech walnut BB 151 SG
Buche Nuss BB 151 SG
Hêtre teinté noyer BB 151 SG



Ash black FB 203 AM
Esche schwarz FB 203 AM
Frêne noir FB 203 AM